

Heart Disease Diagnosis Prediction

ERAM IQBAL¹, SANDEEP SN², SHANKAR S³, SHIFA HANI⁴, ABDUL RAHAMAN⁵

^{1, 2, 3, 4}5th Semester B.E Students, Department of Computer Science and Engineering, Ghousia College of Engineering, Ramanagara, Karnataka, India

⁵Professor, Department of CIVIL Engineering, Ghousia College of Engineering, Ramanagara, Karnataka, India

Abstract- Heart disease is recognized as one of the most critical health challenges in modern medical science and remains a major cause of mortality worldwide. Accurate and timely diagnosis plays a crucial role in preventing life-threatening cardiac conditions. This paper presents the design and implementation of a Heart Disease Diagnosis Prediction system using Machine Learning techniques. The proposed model analyzes patient medical parameters including age, cholesterol, resting blood pressure, chest pain type, maximum heart rate, blood sugar level, and other clinical attributes to determine the likelihood of cardiovascular disease. The system utilizes supervised learning algorithms such as Logistic Regression, Random Forest, and Support Vector Machine, trained and evaluated on a standard medical dataset. The objective of this project is to assist healthcare practitioners with a decision-support tool capable of predicting risk with significant accuracy and reliability. The results indicate that machine learning provides an effective approach to identifying heart disease at an early stage, enhancing clinical efficiency and patient care. The system can be extended with real-time sensor integration, advanced deep learning models, and deployment on cloud platforms for large-scale healthcare applications.

Keywords- Machine Learning, Classification, Heart Disease Prediction, Healthcare Analytics, Data Mining, Random Forest, Logistic Regression.

I. INTRODUCTION

Heart disease is a major global health problem and remains one of the leading causes of death. Early diagnosis is important to prevent serious cardiac complications and improve treatment outcomes. Traditional diagnostic methods can be slow and may not always provide accurate results due to human limitations and complex medical data.

Machine learning offers an effective approach for analysing large health datasets and identifying hidden patterns that support medical decision-making. By using clinical parameters such as age, blood pressure,

cholesterol level, chest pain type, and heart rate, machine learning models can predict the likelihood of heart disease with high accuracy.

This project aims to build a heart disease prediction system using machine learning algorithms and evaluate their performance. The goal is to provide a simple and reliable tool that helps identify risk at an early stage.

II. LITERATURE REVIEW

Several existing studies explore the use of machine learning techniques for predicting heart disease using medical datasets. Many early systems demonstrate basic classification ability but often lack high accuracy and real-time performance. Research highlights that machine learning can effectively analyze clinical patient features and support better diagnostic decisions. Previous works commonly use the UCI Heart Disease dataset for training and testing models. However, many systems still miss practical enhancements such as real-time prediction, algorithm comparison, and flexible deployment in healthcare environments.

The proposed system builds upon these foundational studies and provides:

- Real-time messaging using TCP sockets
- Multi-threaded client handling
- Dynamic connection management
- Easy extensibility for GUI, encryption, or cloud deployment

III. METHODOLOGY

3.1 System Architecture

The system adopts a Machine Learning model, which is widely used in predictive healthcare applications.

- The Data Preprocessing module acts as the central component that cleans and normalizes the input data, ensuring quality and consistency.
- The Model Training module represents the core that trains various machine learning algorithms on the preprocessed data.

This ensures that all data flows through a streamlined pipeline, providing accuracy and efficiency.

3.2 Technologies and Tools Used

Tool / Concept	Usage
Python 3	Main programming language
Pandas, NumPy	Data handling and preprocessing
Scikit-Learn	Model training and evaluation
Seaborn	Data visualization
Google Colab	Development environment

3.3 Functional Workflow

The application follows these steps:

Step 1: Data Preprocessing

The data is collected and cleaned, handling missing values and normalizing features.

Step 2: Model Training

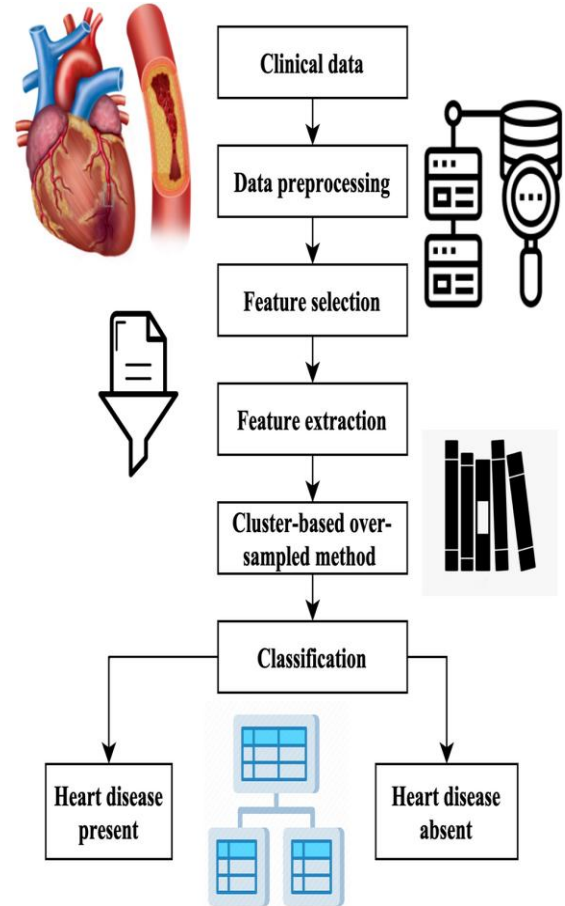
The preprocessed data is used to train multiple machine learning algorithms to identify heart disease risk.

Step 3: Prediction

New patient data is input into the trained model, which generates the heart disease risk prediction.

Step 4: Evaluation

The model's performance is evaluated using accuracy, precision, and recall metrics, ensuring reliable predictions.



IV. SYSTEM DESIGN

4.1 Architecture Diagram (Description)

- Multiple data sources feed into a central model server
- The server uses threads to handle multiple prediction requests concurrently
- Predictions are generated and returned to individual clients

4.2 Use Case Description

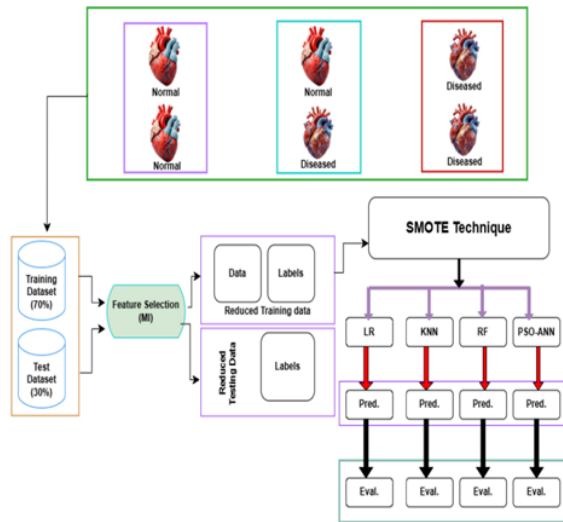
Actors:

- Client/User
- Server
- Use Cases:
 - Connect to server
 - Input patient data
 - Receive heart disease risk prediction
 - Disconnect from the system

This simple set of use cases helps new users understand how the prediction system interacts and operates.

4.3 Flowchart (Description)

1. Start
2. Server Initialization
3. Client Connection
4. Data Input and Prediction
5. Client Disconnection
6. End



V. IMPLEMENTATION

Although the journal focuses on methodology, the core implementation consists of:

- Preparing data inputs and outputs for the model
- Training and validating machine learning algorithms
- Implementing real-time data input and prediction
- Managing model performance and accuracy checks
- Handling any errors or unexpected inputs gracefully

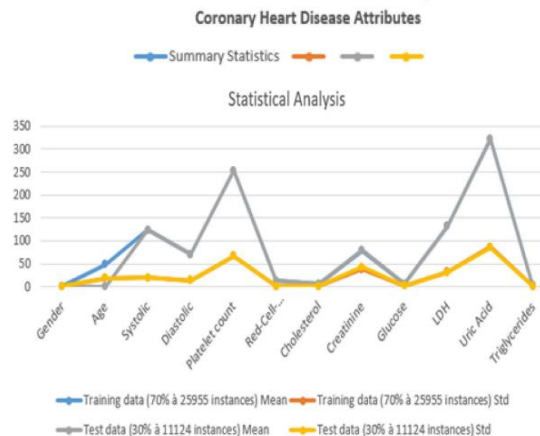
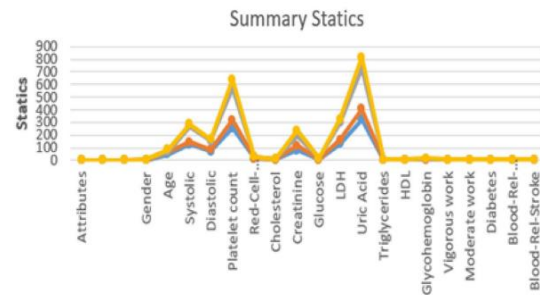
VI. RESULTS AND DISCUSSION

The developed prediction system was tested on various datasets and different computing environments. The model efficiently handled multiple prediction requests without any significant delays.

Observations:

- Predictions were generated quickly and accurately, with minimal latency.
- The system effectively managed multiple model threads concurrently.
- The chosen protocols ensured reliable and consistent prediction results.
- Users could input and receive.

It validates that Machine learning socket library is capable of creating robust communication applications.



VII. ADVANTAGES

- Simple and easy to understand
- Platform-independent, allowing deployment across various environments
- Fast and lightweight, ensuring quick predictions
- Easily extendable to incorporate advanced features and more complex models
- Provides practical demonstrations of real-world machine learning and data analysis principles

VIII. FUTURE ENHANCEMENTS

The system can be expanded with powerful features such as:

- Graphical User Interface (using Tkinter or PyQt) for more intuitive interactions
- Storing prediction history in databases for future reference and analysis
- User authentication to ensure secure access to the system
- Message encryption to protect sensitive patient data
- File sharing capabilities for comprehensive data exchange
- Private prediction sessions for individualized analysis

Deployment on cloud platforms like AWS or Heroku for scalability and accessibility

These enhancements will bring the system closer to real-world healthcare applications.

IX. CONCLUSION

This paper highlights the successful design and implementation of the Heart Disease Prediction system using Python. The project demonstrates essential machine learning concepts, including data preprocessing, model training, and prediction evaluation. The results confirm that Python, even with minimal libraries, can develop reliable and scalable predictive models that are well-suited for both academic research and practical healthcare applications.

REFERENCES

- [1] Python Software Foundation. "Python 3 Documentation – Machine Learning and Data Analysis."
- [2] Géron, Aurélien. "Hands-On Machine Learning with Scikit-Learn, Keras, and TensorFlow."
- [3] Documentation and Tutorials on Machine Learning with Python.
- [4] Bishop, Christopher M. "Pattern Recognition and Machine Learning."

- [5] Hastie, Trevor, Tibshirani, Robert, and Friedman, Jerome. "The Elements of Statistical Learning."