

# GODSCONNECT: A Smart Centralized Mobile Application for Multi-Temple Information and Devotional Services

R. UMA MAHESWARI<sup>1</sup>, DR. K. PONMOZHI<sup>2</sup>

<sup>1</sup> PG Student, Master in Computer Applications, SRM Valliammai Engineering College affiliated to Anna University

<sup>2</sup> Associate Professor, Master in Computer Applications, SRM Valliammai Engineering College affiliated to Anna University

**Abstract** - GodsConnect is a mobile application developed to simplify the interaction between temples and devotees through digital technology. The application provides information about temples, religious events, and festivals in an organized manner. Users can book darshan and temple services directly through the app. It also allows devotees to make online donations to temples securely. The system includes features for submitting prayer requests and ordering prasadam or temple products. The mobile interface is developed using Flutter for smooth user experience. The backend services are built using Node.js and Express.js. MongoDB is used to store and manage all application data efficiently. Razorpay payment gateway is integrated to support secure digital transactions. This system helps devotees access temple services easily and improves communication between temples and devotees.

**Index Terms** - Booking System, Mobile Application, Online Donations, Temple Services, User Management

## I. INTRODUCTION

Digital technology has significantly transformed the way people access information and services in various domains, including religious and spiritual activities. Devotees often visit temples to participate in rituals, attend festivals, and offer prayers or donations. However, managing temple-related services such as event announcements, darshan bookings, and donation processes through traditional methods can be time-consuming and inconvenient for devotees. According to Gupta and Verma (2017), the use of digital platforms in temple management can improve accessibility and provide better communication between temples and devotees.

With the rapid growth of mobile applications and internet connectivity, many organizations are

adopting digital solutions to simplify service delivery. Mobile applications enable users to access information and services from anywhere at any time. Research by Rahman and Hossain (2023) highlights that mobile-based platforms can effectively manage community services by integrating data management, service requests, and user interaction within a single system. These technological advancements create opportunities to develop applications that support religious institutions and improve the experience of devotees.

In recent years, several studies have explored the use of mobile applications for providing religious information and online services. For example, Kumar and Sharma (2025) discussed the development of a digital platform that allows users to access temple details and participate in religious activities through online systems. Their work demonstrates that mobile technology can simplify temple management and improve user engagement by providing centralized access to important services.

Online donation systems have also gained popularity in religious institutions due to the convenience they provide to devotees. According to Patel and Singh (2024), integrating secure payment gateways into digital platforms enables users to contribute donations easily while maintaining transparency in financial transactions. Payment technologies such as digital wallets and online gateways allow donations to be processed safely and efficiently.

Despite these developments, many existing temple information systems provide only limited functionality, such as displaying temple details or event announcements. Such systems may not offer

integrated services like online booking, prayer requests, and secure donation processing within a single application. As noted by Chen and Wang (2023), combining multiple services in one digital platform can significantly improve usability and user satisfaction.

To address these limitations, this research proposes GodsConnect: A Mobile Application for Temple Information, Booking, and Donation Services. The system integrates multiple features including temple information, event updates, darshan booking, prayer requests, and online donations within a single mobile application. The platform is developed using Flutter for the mobile interface, Node.js and Express.js for backend services, and MongoDB for database management. Additionally, the system integrates the Razorpay payment gateway to enable secure online donation transactions.

The primary objective of this research is to develop a user-friendly digital platform that simplifies access to temple services and improves communication between temples and devotees. By integrating mobile technology with modern backend systems and secure payment services, the proposed GodsConnect system aims to provide a convenient, efficient, and accessible solution for managing temple-related activities in a digital environment..

## II. SYSTEM DESIGN

### 2.1 System Flow Diagram

The diagram represents the overall workflow of the GodsConnect mobile application. The process begins when the user opens the mobile application and completes the user authentication process. After successful login, the system displays the main menu where users can access different services provided by the application.

From the main menu, users can view temple information, including temple details and location.

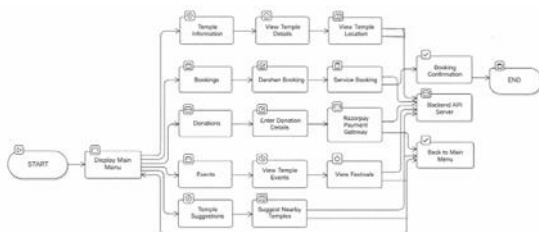


Fig.1- GodsConnect Flow Diagram

This feature helps devotees easily explore temples and obtain important information before visiting.

The system also provides a booking module, where users can book darshan or temple services by selecting the required date and time slot. Once the booking is completed, the system generates a booking confirmation.

The application also supports online donations, allowing users to enter donation details and complete the payment securely through the Razorpay payment gateway. After a successful transaction, a donation confirmation is generated and stored in the system. In addition, users can explore temple events and festivals, which keeps devotees informed about upcoming religious activities.

Another feature of the application is temple suggestions, where the system recommends nearby temples to users based on available information. All user requests such as bookings, donations, and event data are processed through the backend API server, which manages communication between the mobile application and the database.

The MongoDB database stores all application data, including user information, temple details, bookings, donations, and event records. After completing any operation, the user can return to the main menu or end the session. This workflow ensures smooth interaction between the user interface, backend services, and database, providing a centralized digital platform for temple-related services.

### 2.2 System Architecture Diagram

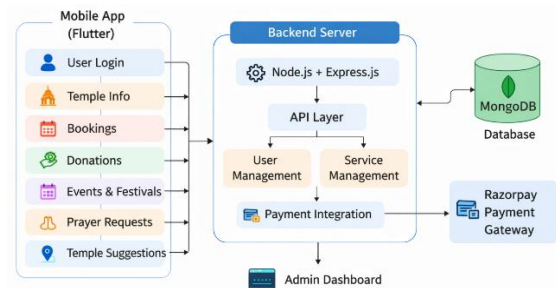


Fig.2- GodsConnect Architecture Diagram

The GodsConnect system architecture is designed using a layered structure that includes the mobile application, backend server, database, and payment gateway. The mobile application is developed using

Flutter and acts as the user interface where devotees can log in, view temple information, check events and festivals, make darshan bookings, submit prayer requests, and make donations. When a user performs any action in the application, the request is sent to the backend server developed using Node.js and Express.js. The backend server processes the request through API endpoints and business logic, manages user authentication, and handles different services such as bookings and donations. All application data including users, temples, bookings, events, prayers, and donation records are stored and managed in the MongoDB database. For online donations, the system integrates the Razorpay payment gateway to securely process payments. This architecture ensures smooth communication between the mobile app, server, database, and payment service, providing a reliable and efficient digital platform for temple-related services.

### III. SYSTEM IMPLEMENTATION

The implementation of the GodsConnect mobile application is carried out using modern mobile and web development technologies to provide a reliable digital platform for temple-related services. The system is developed using Flutter for the mobile application interface, which allows users to interact with different features such as temple information, event details, bookings, donations, and prayer requests. Flutter provides a responsive and user-friendly interface that enables smooth navigation within the application.

The backend of the system is developed using Node.js and Express.js, which handle the business logic and API communication between the mobile application and the database. The backend server processes user requests such as login authentication, temple data retrieval, booking operations, and donation transactions. RESTful APIs are used to exchange data between the mobile application and the server efficiently.

For data storage and management, MongoDB is used as the primary database. MongoDB stores collections such as users, temples, events, bookings, donations, prayers, and orders. The database performs CRUD operations (Create, Read, Update, Delete) to manage application data effectively. This structure allows the system to store large amounts of

information and retrieve it quickly when requested by the user.

The application also integrates the Razorpay payment gateway to support secure online donation transactions. When a user makes a donation, the payment request is processed through Razorpay, and after successful payment confirmation, the transaction details are stored in the database. This ensures transparency and security in financial transactions.

Through the integration of these technologies, the system enables efficient communication between the mobile interface, backend services, and database, ensuring that users can access temple services conveniently through a single mobile platform.

### IV. METHODOLOGY

#### 1. Main Application Control Flow

The main control flow of the GodsConnect mobile application operates through a structured interaction between the user interface, backend services, and database. When the user opens the application, the system first performs user authentication to verify login credentials. After successful authentication, the application displays the main dashboard, which provides access to different services such as temple information, bookings, donations, events, and prayer requests.

The application uses a menu-based navigation system that allows users to select different services easily. When a user selects a feature, the request is sent to the backend server through RESTful API calls. The backend server processes the request using business logic and retrieves or updates the required information in the MongoDB database. This architecture ensures efficient communication between the mobile interface and the server.

For services like darshan booking or temple service booking, the system collects user inputs such as temple selection, date, and time slot. The backend validates the request and stores the booking details in the database before sending a confirmation back to the user interface. Similarly, when a user makes a donation, the application integrates with the Razorpay payment gateway to securely process the

transaction. After successful payment verification, the transaction details are recorded in the database. The application also allows users to view temple events and festivals, as well as receive suggestions for nearby temples. These features retrieve information directly from the backend database and display it through the mobile interface. This modular design helps the system handle different functionalities efficiently while maintaining smooth performance on mobile devices.

Pseudo code :

```

WHILE application_running DO
1.1 Launch GodsConnect Mobile Application
1.2 Perform User Authentication
1.3 Display Main Menu:
    - Temple Information
    - Bookings
    - Donations
    - Events & Festivals
    - Prayer Requests
    - Temple Suggestions
1.4 User selects a feature
1.5 Send request to Backend API Server
1.6 Backend processes request and interacts with MongoDB
1.7 If booking or donation:
    Process booking/payment
    Store data in database
    Return confirmation
1.8 Display result to user
END WHILE
    
```



Fig.3- User Interface of GodsConnect Main Dashboard

## 2. Temple Booking Module

The temple booking module allows users to reserve darshan or temple services through the mobile application. After logging into the application, the user can navigate to the booking section and select a temple from the available list. The system displays available dates and time slots for the selected temple. The user chooses a suitable slot and submits the booking request.

Once the request is submitted, the application sends the booking details to the backend server through API calls. The server verifies the availability of the selected time slot and processes the booking request. If the slot is available, the system stores the booking information in the MongoDB database and generates a booking confirmation for the user. This module helps reduce crowd management issues in temples and provides a convenient way for devotees to schedule their visits.

Pseudocode:

```

IF user_selects_booking THEN
2.1 Display list of temples
2.2 User selects temple
    
```

```

2.3 Show available date and time slots
2.4 User selects preferred slot
2.5 Send booking request to backend server
2.6 Check slot availability
2.7 IF slot available THEN
    Save booking in database
    Generate confirmation
ELSE
    Show slot unavailable message
END IF
END IF
    
```

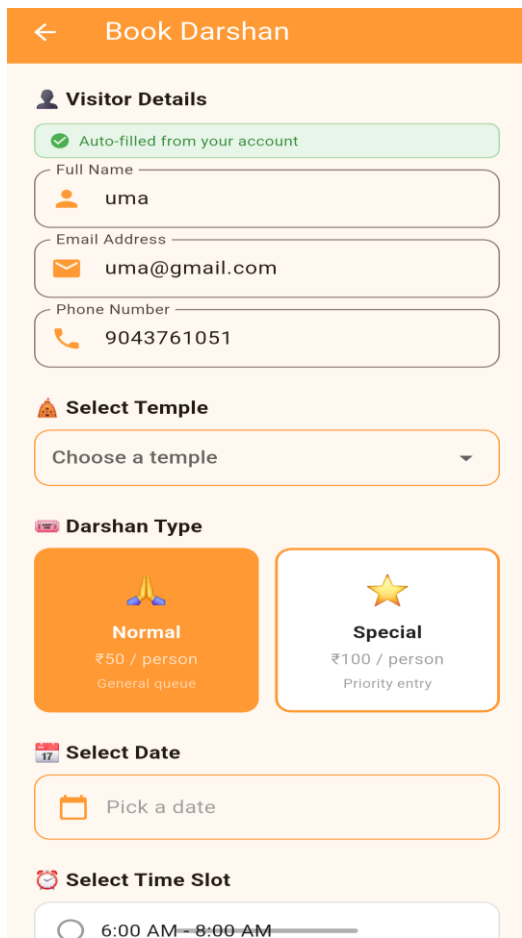


Fig.4- User Interface for Temple Booking Module

### 3. Donation Payment Processing Module

The donation module enables users to contribute financially to temples through a secure digital payment system. Within the application, users can select a temple and enter the amount they wish to donate. After entering the required details, the application initiates the payment process using the Razorpay payment gateway.

The payment request is sent to the Razorpay service, where the transaction is securely processed. Once the payment is completed successfully, the system

receives a confirmation response. The backend server then records the donation details, including the user ID, temple ID, amount, and date, in the MongoDB database. Finally, a confirmation message is displayed to the user. This module ensures transparency and provides a simple method for devotees to support temples digitally.

Pseudocode:

```

IF user_selects_donation THEN
3.1 Display temple donation option
3.2 User enters donation amount
3.3 Initiate Razorpay payment gateway
3.4 Process payment
3.5 IF payment successful THEN
    Store donation record in database
    Display donation confirmation
ELSE
    Display payment failure message
END IF
END IF
    
```


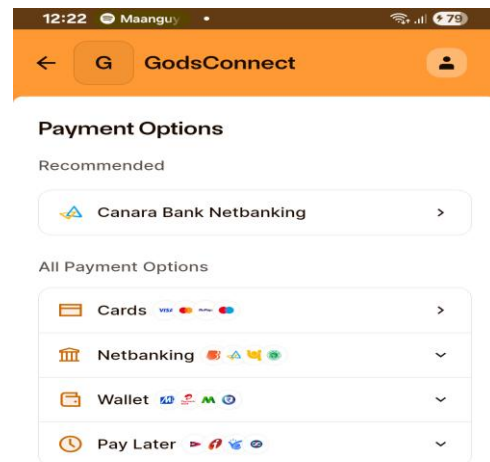


Fig.5- User Interface for Donation Payment Module

## V. RESULT

### Testing Methodology

The GodsConnect mobile application was tested using a modular testing approach to ensure that each component of the system functions correctly and reliably. The application is divided into several modules such as user authentication, temple information, booking services, donation processing, event viewing, and prayer requests. Each module was tested individually to verify its functionality before integrating it with other components of the system.

Unit testing was first conducted to check the correctness of individual features such as login validation, data retrieval, booking submission, and payment processing. After successful unit testing,

integration testing was performed to confirm that communication between the mobile application, backend API server, and the MongoDB database works properly. The payment functionality was also tested to verify that the Razorpay payment gateway correctly processes transactions and returns appropriate responses.

Functional testing was carried out by providing different user inputs and validating whether the system produces the expected results. This approach ensures that all services such as temple browsing, booking creation, donation submission, and event viewing operate correctly within the application. The modular testing method improves reliability and makes it easier to identify and resolve errors during development.

Test Case ID	Module	Test Description	Input	Expected Result	Status
TC01	User Authentication	Verify login functionality	Valid email and password	User successfully logs into the application	Pass
TC02	Temple Information	Display temple details	Select temple from list	Temple information displayed correctly	Pass
TC03	Booking Module	Create darshan booking	Select temple, date, time slot	Booking confirmation generated	Pass
TC04	Donation Module	Process online donation	Enter donation amount	Razorpay payment processed successfully	Pass
TC05	Event Module	View temple events	Select events option	List of temple events displayed	Pass

Table 1- Test Cases

## VI. CONCLUSION

The GodsConnect mobile application provides a digital platform that connects devotees with temple services through a simple and convenient mobile interface. The system integrates important features such as temple information, event updates, darshan booking, prayer requests, and online donations in a single application. It is developed using Flutter for the mobile application, Node.js and Express.js for backend services, and MongoDB for database management, which ensures efficient data handling and smooth communication between system components. The integration of the Razorpay payment gateway allows users to make secure online donations easily. The modular design of the application improves reliability and allows different services to operate effectively. The testing results show that the major modules of the system function correctly and provide accurate responses to user

requests. Overall, the proposed system improves accessibility to temple services and demonstrates how mobile technology can support religious activities in a structured and efficient manner.

## VII. FUTURE ENHANCEMENT

The GodsConnect mobile application can be further improved by adding several advanced features to enhance user experience and system functionality. Future development may include location-based temple recommendations using GPS to help users easily find nearby temples. The system can also introduce push notifications to inform users about upcoming temple events, festivals, and booking updates. Another enhancement could be the addition of multilingual support, allowing users from different regions to access the application in their preferred language. Integration of live streaming of temple rituals or events can help devotees participate

virtually when they cannot visit in person. In addition, implementing AI-based recommendations for temples, events, or prayers based on user preferences could make the application more personalized and efficient. These improvements can further expand the capabilities of the system and make the platform more useful for a wider group of devotees.

#### REFERENCES

- [1] K. Sravani, D. Sree Lakshmi, and A. Madhuri, "Temple Data Agglomeration System via Mobile Application," *International Journal of Scientific Development and Research (IJS DR)*, vol. 2, no. 9, pp. 197–201, Sep. 2017.
- [2] Paweena Chaiwanarom and Bovon Krourat, "Making a LINE Chatbot for Religious Talk and Connect: A Case Study of Tonchueak Temple in Thailand's Digital Time," *Research Article*, vol. 10, no. 3, pp. 357–374, Jul.–Sep. 2025.
- [3] Ramamurthy Valavandan, Subramanian Jagathambal, Gothandapani Balakrishnan, Malarvizhi Balakrishnan, Valavandan Valvandan, Archana Gnanavel, Subramanian Kangalakshmi, and Ramamurthy Savitha, "Digitalization of Hindu Temples in India in Google Cloud and SerpAPI Automation in Python," *International Journal of Information and Communication Sciences*, vol. 7, no. 3, pp. 66–81, 2022.
- [4] Nature Labs Research Team, "Search Engine Automation and Data Processing using SerpAPI and Python," *International Journal of Information and Communication Sciences*, 2022.
- [5] P.Chaiwanarom and B.Krourat, "Design and Development of a Religious Communication Chatbot using LINE Messaging API and Dialogflow," *Journal of Digital Communication and Technology*, 2025.
- [6] Kusuma, K. S., Kumar, S., & Paul, P. (2025). Sacred Screens: Mobile Phones and Temple Worship in India During the COVID-19 Pandemic. *Journal of Communication and Management*, 4(1), 28–36. <https://doi.org/10.58966/JCM2025415>
- [7] Pallathadka, H., & Deb Roy, P. (2025). Digital Hinduism: The Transformation of Ritual and Community in Virtual Sacred Spaces. *International Research Journal of Education and Technology*, 8(5).
- [8] Ganguly, S. (2026). Imagery of Goddesses: Devi Mahatmya, Hindu Nationalism and Women's Narratives from West Bengal, India (Doctoral Thesis). University of Ottawa, Canada.
- [9] Campbell, H. A., & Tsuria, R. (2021). Digital Religion: Understanding Religious Practice in Digital Media. Routledge.
- [10] Cheong, P. H., Fischer-Nielsen, P., Gelfgren, S., & Ess, C. (2020). Digital Religion, Social Media, and Culture: Perspectives, Practices, and Futures. Peter Lang.