

# Complementary Learning Swarm Intelligence Based PID Antenna Position Control System with Disturbance Mitigation: A comparative Study

SUNDAY ILIYA<sup>1</sup>, OLUROTIMI OLAKUNLE AWODIJI<sup>2</sup>, GERALDINE RANGMOEN RIMVEN<sup>3</sup>  
<sup>1,2,3</sup>University of Jos

*Abstract- This paper present a robust and efficient way of tuning PID controller using three variants of swam intelligence algorithms for disturbance attenuation, and control of a positioning system. While many tuning algorithms focuses on getting the best PID gains that will enable the system to track the command input, and little or no attention is paid on the effect of those gains on disturbance resulting from external natural and artificial sources. Out of the three variants considered, comprehensive learning particle swarm optimization (CLPSO) appear to be more promising in rapidly attenuating (mitigating) the effect of disturbance on the system with a maximum disturbance response amplitude of 0.000329, and peak overshoot of 0.00635 (0.635%), rise time of 0.01s, and setting time of 0.01s. The second most promising algorithm is toroidal bound CLPSO with disturbance response amplitude of 0.000518, and peak overshoot of 0.0812 (8.12%). These results depicts the robustness of swarm intelligence algorithm variants implemented, in combating the effects of external disturbance on the position-controlled system, and at the same time achieving a very low peak overshoot, rise time and settling time.*

**Keywords:** — Swarm Intelligent Algorithms, PID Controller, Disturbance Step Response, Ziegler–Nichols Tuning Method, Optimization, Objective Fitness Function.

## I. INTRODUCTION

One of the major challenge of any positioning control system is the ability to manage unpredictable changes inherent within the system, or from its environment. Positioning systems are face with different kind of challenges depending on their application and the environment they are designed to be used, among these are external disturbance from natural events such as wind, thunder strike, e.t.c. and artificial events such as explosive, and unpredictable change in position of their target for non-stationary

target. To mitigate the chances of the system missing its command input (target), and at the same time mitigating the effect of disturbance resulting from external sources, we proposed a generalised intelligent control schemes for positioning systems that uses DC motor to track its target in a dynamically changing environment. The schemes presented in this paper is based on swarm intelligent algorithms framework using PID controller.

## II. OPTIMIZATION OR TUNING ALGORITHMS

A brief description of the optimization algorithms implemented are presented in this section. The advantages of global search capability of population based Particle Swarm Intelligence Algorithms (PSIA) variants were explored in evolving the gains of the PID controller. The complexity of many heuristic controllers becomes increasingly complicated due to meta parameters (free parameters) in the model or controller frame work that govern their behaviour and efficiency in optimizing a given problem. How best a given optimizer can solve a given problem, depends on the correct choice of the free parameters. The values of those parameters are problem dependent and cannot be generalized, hence for each problem, those parameters need to be fined tune to get the optimum or near optimum. The tuning constitute another optimization problem. The PID gains of the positioning system depicted in this paper were optimized using population-based randomization optimization algorithms based on particle swarm intelligent framework.

### 2.1. Comprehensive Learning Particle Swarm Optimization (CLPSO)

Three algorithms which are based on particle swarm intelligence framework were implemented for tuning the PID controller. These three particle swarm optimization (PSO) variants are: the standard PSO with inertia weight [8] and the CLPSO with boundary constrain, and CLPSO with toroidal bound [3]. PSO emulates the swarm behaviour of which each member of the swarm adjust its search path by learning from its own experience and other members' experiences. The velocity update of PSO and CLPSO are given by Eq. (2) and (1) respectively, the particles update for both PSO and CLPSO is depicted by Eq. (3). In the inertia weighted PSO, each of the particles learn from its local best pbest and the global best gbest for all dimension of the particles. The meta parameters C1 and C2 are the acceleration constants that reflect the weighting of the stochastic acceleration term that pull each particle toward pbest and gbest respectively. The inertia weight  $w$  is used to enhance both global and local search. Large  $w$  is explorative which facilitate global search while smaller values is exploitative which favoured local search. In this study  $w$  was made to decrease exponentially as the generation progresses. This approach facilitate explorative global search within the early stage (generations) and then start to favour exploitative local search as the generation comes to an end. In standard PSO, all particles learn from its own pbest and gbest for all dimension. Constraining the social learning aspect to only the gbest lead to premature convergence of the original PSO. Since all particles in the swarm learn from the current gbest even if the gbest is very far from the global optimum. Thus all the particles stand the risk of been attracted to gbest and get trapped in a local optimum especially when solving complex problems with multi-local optimums. To circumvent the problem of premature convergence associated with the standard PSO, a CLPSO was proposed [3]. In CLPSO, instead of particles learning from its pbest and gbest for all dimensions, and for all generations, each element or dimension of a particle can learn from any other particle's pbest including its own pbest. The decision on whether a particle's dimension should learn from its own pbest or other particles' pbest depends on the probability  $P_c$  called the learning probability. Each

particle has its own  $P_c$ . For every dimension of its particle, a random number in the range [0, 1] is generated, if this random number is greater than  $P_{ci}$ , the particular dimension will learn from its own pbest otherwise it will learn from another particle's pbest. To ensure that at least one of the dimension of each particle learn from another particle's pbest, if all dimensions happen to learn from its own pbest, one dimension is pick at random and two particles are pick at random from the population, the selected dimension will learn from the corresponding dimension of the particle with the best fitness (pbest). In this study,  $P_{ci}$  is given by Eq. (4), [3].

$$V_i^d = w_i \cdot V_i^d + C_1 \cdot \text{rand}_i^d (pbest_i^d - X_i^d) + C_2 \cdot \text{rand}_i^d (gbest_i^d - X_i^d) \quad (1)$$

$$V_i^d = w_i \cdot V_i^d + C \cdot \text{rand}_i^d (pbest_{f_i(a)}^d - X_i^d) \quad (2)$$

Where  $pbest_{f_i(a)}^d$  is any particle's pbest including particle  $i$  pbest.  $f_i = [f_i(1), f_i(2), \dots, f_i(D)]$  defined which particles' pbests the particle  $i$  should learn from or follow after.  $D$  is particle dimension,  $\text{rand}_i^d$  is a random number in the range [0, 1], and each particle dimension  $d$  has its own  $\text{rand}_i^d$ .  $X$  referred to particles' positions (potential candidate solutions) while  $C$  is the acceleration pull.  $V_i$  is the velocity of particle  $i$ .

$$X_i^d = X_i^d + V_i^d \quad (3)$$

$$P_{ci} = 0.05 + 0.45 \left( \frac{e^{\frac{10(i-1)}{SS-1}} - 1}{e^{10} - 1} \right) \quad (4)$$

Where  $SS$  is the swarm size (number of particles).

### 2.2. Selection process

When the particles are updated, the fitness of each updated particle  $f(X_i)$  is compared with the fitness of its local best  $f(pbest_i)$ , to determine the next generation local bests. If  $f(X_i) < f(pbest_i)$  the updated particle  $X_i$  will replaced its local best  $pbest_i$  in the next generation, otherwise the local best will be allowed to continue in the next generation. This scheme is based on the principles of survival of the fittest. This is called the greedy selection scheme. The fitness of each local best  $f(pbest_i)$  is further compared with that of the global best  $f(gbest)$ . If  $f(pbest_i) < f(gbest)$  the global best  $gbest$  will be

replaced by the particular local best pbesti otherwise it will be maintained in the next generation. The final global best is used to control the system. The tuning fitness function used in this research is the weighted sum of the peak overshoot (over or under shot), rise time and the settling time when a unit step input command is used.

### 2.3. Fitness Function Evaluation

The optimization problem presented in this research is a multi-objectives optimization problem since there are three cost functions to be minimized i.e. the maximum overshoot (Mo), rise time (Tr) and settling time (Ts). In order to get a robust controller gains that can mitigate the effects or external disturbance, the problem is converted to single objective problem with one cost function consisting of the weighted sum of the three objective functions, Eq (5). The weights depends on the important or cost of risk resulting from that particular performance index. This approach is robust because different models can be evolved by just changing the weight to meet up with setting system performance specifications.

$$\gamma = \alpha_o M_o + \alpha_r T_r + \alpha_s T_s \quad (5)$$

Where:  $\gamma$  is the overall fitness function, Mo is the peak overshoot, Tr is the rise time and Ts settling time, while  $\alpha_o$ ,  $\alpha_r$ , and  $\alpha_s$  are their weights respectively. For this research work, after a manual tuning and trial, the following values were used with Mo having the highest priority,  $\alpha_o = 3$ ,  $\alpha_r = 1$ , and  $\alpha_s = 1$ . Note the maximum value the weight can take for this application is not limited to any range. The choice is heuristics.

### III. PROPORTIONAL PLUS INTEGRAL PLUS DERIVATIVE (PID) CONTROLLER

It is interesting to know that nearly half of the industrial controllers used today are PID controllers, or modified PID or derivatives of PID controllers. Some intelligent controllers e.g. Fuzzy logic or adaptive neuro-fuzzy controllers are derivatives of basic PID i.e. they make use of the error and its derivative (rate of change of the error). There are different variant of the PID controller, the one used in this research is depicted by Eq. (6) while the transfer

function  $G_c(s)$  of the controller is given by Eq. (7) [2][1][4][5]. A proportional controller will have the effect of reducing the rise time, but will not eliminate the steady-state error. Because of the present of pole at the origin introduced by the integral controller, the integral controller will have the capacity of eliminating the steady-state error, but it may make the transient response worse. The derivative controller will have the effect of increasing the stability of the system, reducing the overshoot, and improving the transient response. The derivative controller predict future error using the rate at which the error is changing while the integral captured the cumulative effects of past errors to improve the system performance.

$$PID = K_p(e(t) + \frac{1}{T_i} \int_{t_0}^t e(t) dt + T_d \frac{de(t)}{dt}) \quad (6)$$

$$G_c(s) = K_p(1 + \frac{1}{T_i s} + T_d s) \quad (7)$$

Where: t is time, e(t) is present error at time t, Kp is the proportional gain while Ti and Td are integral and derivative time constants respectively, s is Laplace complex notation.

Tuning of the PID gains (Kp, Ti and Td) Ziegler–Nichols

The process of selecting the controller parameters Kp, Ti and Td to satisfy a given performance specifications is known as controller tuning. Different variants of population-based particle swarm intelligence algorithms (PSIA) were used to evolve the PID gains for eliminating or mitigating the effects of disturbance due to external sources, and at the same time tracking the command input (target). One of the major challenge is to define the decision search space i.e. the range within which each of the free meta parameters (Kp, Ti and Td ) of the controller should be searched. To address this problem, Ziegler–Nichols tuning method was used to obtain the centre of the radius of the search decision space. The Ziegler–Nichols reference gains were obtained using the mathematical model of the positioning system shown in Fig. (2). The centre of the radius for the decision search space for the gains Kp, Ti and Td

are given by equations (8), (9) and (10) respectively [2].

$$K_p = 0.6K_{cr} \quad (8)$$

$$T_i = 0.5P_{cr} \quad (9)$$

$$T_d = 0.125P_{cr} \quad (10)$$

Where  $K_{cr}$  and  $P_{cr}$  are the critical gain and critical frequency for self-sustained oscillation (instability) of the system.

The decision search space for each of the gains were obtained as follows:

$$K_{p(space)} = [\alpha_{min}K_p, \alpha_{max}K_p] \quad (11)$$

$$T_{i(space)} = [\beta_{min}T_i, \beta_{max}T_i] \quad (12)$$

$$T_{d(space)} = [\mu_{min}T_d, \mu_{max}T_d] \quad (13)$$

$K_p$ ,  $T_i$  and  $T_d$  are given by equations (8), (9) and (10) respectively while after a manual tuning, the minimum and maximum values of  $\alpha$ ,  $\beta$  and  $\mu$  were obtained as follows:

$$\begin{aligned} \alpha_{min} &= 0.4, \\ \beta_{min} &= 0.2, \mu_{min} = 0.2, \alpha_{max} = 5, \\ \beta_{max} &= 4, \mu_{max} = 4 \end{aligned}$$

### 3.1. Mathematical model of the positioning system

The rotation of the positioning system to meet up with a given target specifications is achieved using DC motor.

$$V = R_a I_a + L_a \frac{dI_a}{dt} + E_b \quad (14)$$

$$T = J \frac{dw}{dt} + Fw \quad (15)$$

$$E_b = K_b w \quad (16)$$

$$T = K_t I_a \quad (17)$$

$$w = \frac{d\Theta}{dt} \quad (18)$$

Where  $V$  is motor terminal supply voltage,  $R_a$  armature resistance,  $L_a$  is armature inductance,  $I_a$  is

armature current,  $E_b$  is back emf (electromotive force),  $T$  is the torque,  $w$  is the angular speed in rad/s,  $J$  is the inertia constant, while  $F$  is the viscose constant,  $K_b$  is the back emf constant,  $t$  is time and  $\Theta$  is angular position in radian.

The block diagram shown in Fig. 1 was obtain using equations (14) to (18) along with the controller, where  $\Theta_R$  is the command reference input angle while  $\Theta$  is the actual system output.

## IV. RESULTS

Each of the swarm intelligence variant is run for 2000 generations consisting of 10 potential candidate particles. At the end of the generation, the must fitted (best) candidate is used to set the PID gains. The fitness function used during the training is the weighted sum of the peak overshoot, rise time and settling time, Eq. (5). The evolved best candidate was used to control the positioning system using three different approaches, i.e. the system was tested using standard ram and parabolic input command. Thirdly a real world scenario was modelled as a command input to see how the output of the system can track the target input. Step response of disturbance due to external sources were also observed. The performance index used to evaluate the accuracy of the system in tracking the command input is the root mean square error (RMSE) given by Eq. (19) [6]. It is interesting to note that the fact that the system depicted good performance for standard ram and parabolic input with low RMSE does not necessarily mean that the system will perform optimally when subjected to real world scenario. This is revealed when the untune controller obtain directly using Ziegler–Nichols method was used. The step response for tuned and untune PID using CLPSO and inertia PSO are as shown in fig 2 and Fig. 3 respectively. The summary of the results obtained are depicted in Table 1. This research also validate that PID gains obtained using Ziegler–Nichols method may not be the optimum but is a useful tool for obtaining the radius of the decision search space within which the optimum or near optimum are likely to be found. The details of the numerical results obtained from the three PSIA variants implemented in this research are shown in Table 1, and Fig. 2 to 6.

$$RMSE = \sqrt{\frac{1}{N} \sum_{i=1}^N (\Theta_{Ri} - \Theta_i)^2} \quad (19)$$

Where: RMSE is the root mean square error, N is the number of simulation time steps,  $\Theta_{Ri}$  and  $\Theta_i$  are the command input and the actual output at time index i respectively.

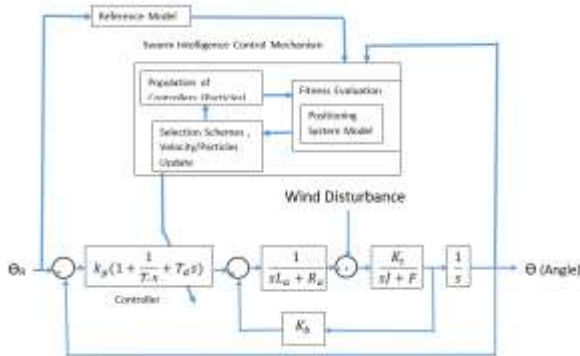


Fig. 1: Block diagram of the control positioning system

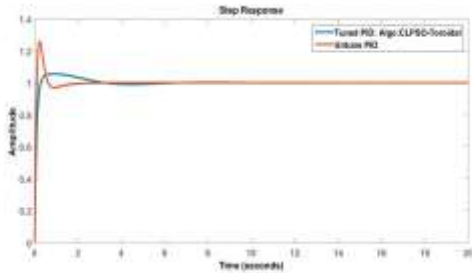


Fig. 2: Unit step response using CLPSO




Fig. 3: Unit step response using inertia PSO

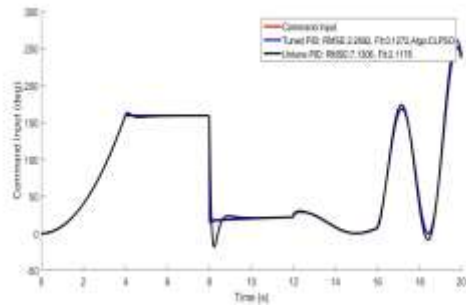


Fig. 4: Real world tracking using CLPSO to tune PID gains

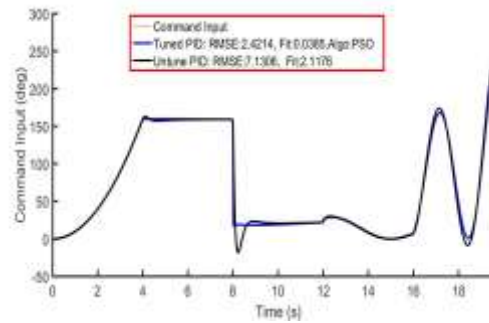


Fig. 4: Real world tracking using CLPSO to tune PID gains

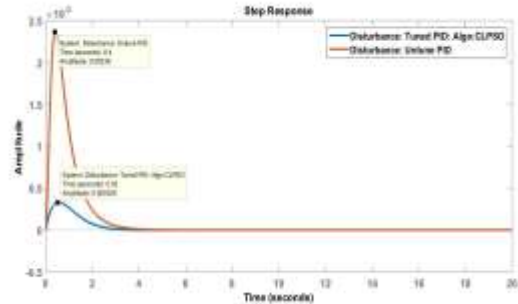


Fig. 5: Disturbance unit step response using CLPSO

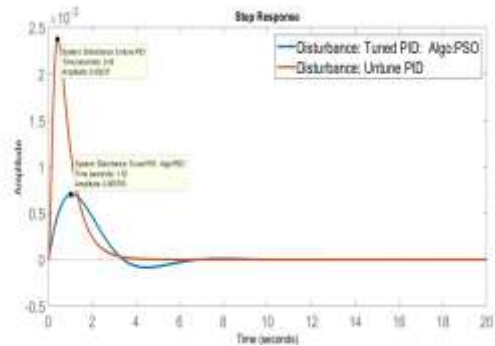


Fig. 6: Disturbance unit step response using inertia PSO

Table 1: Performance of the PSO variants implemented

Algorithms	Real world MSE	Max Disturbance	Max Overshoot	Rise Time	Settling Time	Fitness
CLPSO Toroidal	1.5814	0.000518	0.08129	0.01	0.02	0.050432
CLPSO	2.3962	0.000329	0.006354	0.01	0.01	0.039061
PSO Toroidal	3.0213	0.000703	0.009914	0.02	0.03	0.079742

## V. CONCLUSION

Particle swarm intelligence algorithms variants proved to be a robust and efficient optimizer for tuning the PID controller toward mitigating the effects of external disturbance on the control system, and at the same time tracking the command input (target). With CLPSO algorithm using boundary conditions for constraint optimization emerging as the best for addressing this particular control problem with maximum disturbance step response of 0.000329, and peak overshoot of 0.00635 (0.635%). The next most promising algorithm is toroidal bound CLPSO.

## REFERENCES

[1] A.R. Lawarel, V.S. Banda and D.B. Talange. Real Time Temperature Control System Using PID Controller and Supervisory Control and Data Acquisition System (SCADA), International Journal of Application or Innovation in Engineering & Management, Volume 2, Issue 2, 2013

[2] I J Narath and M. Gopal: Control system Engineering, fourth Edition, 2006

[3] J. J. Liang, A. K. Qin, P. N. Suganthan, and S. Baskar. Comprehensive learning particleswarm optimizer for global optimization of multimodal functions. IEEE Transactionson Evolutionary Computation, 10(3):281–295, 2006.

[4] Katsuhiko Ogata Modern Control Engineering Fifth Edition Upper Saddle River 3010

[5] K Smriti Rao, Ravi Mishra Comparative study of P, PI and PID controller for speed control of VSI-fed induction motor, International Journal of Engineering Development and Research, Volume 2, Issue 2, 2014

[6] S. Iliya. Application of Computational Intelligence in Cognitive Radio Network for Efficient Spectrum Utilization, and Speech Therapy. PhD Thesis, 2017.

[7] S. Iliya. Differential Evolution Based PID Antenna Position Control System. International Journal of Scientific and Engineering Research, July 2017.

[8] Y. Shi and R. Eberhart. A modified particle swarm optimizer. In Proceedings of the IEEE Congress on Evolutionary Computation, 1998.