

# Smart Home Energy Monitoring and Bill Forecasting

DR. J. NARENDRA BABU<sup>1</sup>, MEGHANA SAMBARE<sup>2</sup>, SAHANA SARAWAD<sup>3</sup>, RAMYASHREE S<sup>4</sup>,  
RANJITHA M. G<sup>5</sup>, SANGEETHA M<sup>6</sup>, SANDHYA H<sup>7</sup>

<sup>1</sup>Professor, Department of Data Science, Sapthagiri NPS University, India.

<sup>2</sup>Assistant Professor, Department of Data Science, Sapthagiri NPS University, India.

<sup>3, 4, 5, 6, 7</sup>Student, Department of Data Science, Sapthagiri NPS University, India.

**Abstract:** *The Smart Home Energy Monitoring and Bill Forecasting System is an IoT-based intelligent energy management solution designed to monitor household power consumption in real time and predict future electricity bills using Machine Learning techniques. The system integrates IoT simulation, Fire base cloud database, web technologies, mobile application development (MAD), R programming, and machine learning algorithms to create a complete smart energy ecosystem. The IoT module continuously simulates voltage, current, power, and energy consumption data using Python. The generated sensor data is transmitted to Firebase Real time Database for cloud storage and live synchronization. Machine learning models are integrated to analyze energy usage patterns and forecast future electricity bills based on consumption history. A web dashboard and mobile application provide users with live monitoring, energy analytics, alerts, and forecast reports. The project also demonstrates practical implementation of real-time cloud communication, smart energy analytics, predictive systems, and scalable web integration. The proposed system helps users reduce unnecessary energy usage, identify abnormal power spikes, and improve energy efficiency in smart homes.*

**Keywords:** *IoT, Smart Home, Energy Monitoring, Bill Forecasting, Machine Learning, Firebase, Web Dashboard, Mobile Application, R Programming*

## I. INTRODUCTION

### Overview

Smart homes are becoming increasingly important in modern society due to the growing demand for energy efficiency and automation. Traditional electricity monitoring systems do not provide real-time insights into household power usage, making it difficult for users to control electricity consumption effectively. The Smart Home Energy Monitoring and Bill Forecasting System addresses this issue by providing real-time monitoring of voltage, current,

power, and energy usage through IoT technology. The system also predicts future electricity bills using machine learning algorithms and displays all information through web and mobile interfaces. The project integrates multiple technologies including Python-based IoT simulation, Firebase cloud integration, Machine Learning models, R programming analytics, Web Development, and Mobile Application Development (MAD).

### Objectives

- To develop a real-time smart home energy monitoring system.
- To simulate IoT sensor readings for voltage and current monitoring.
- To calculate power consumption and cumulative energy usage.
- To integrate Fire base Real time Data base for cloud synchronization.
- To implement Machine Learning models for electricity bill forecasting.
- To develop a mobile application for remote access and notifications.
- To analyze energy usage trends using R programming.

## II. LITERATURE SURVEY

The rapid growth of IoT technologies has enabled the development of smart energy management systems for modern homes. According to recent studies, real-time monitoring systems significantly improve energy efficiency by providing instant consumption insights. Dr. J. Narendra Babu [8][9][10][11] explored IoT applications in smart systems and emphasized combining embedded hardware with cloud connectivity for scalable IoT solutions,

providing theoretical grounding for design decisions in this project.

Firestore cloud platforms are widely used for real-time IoT applications due to their scalability and low latency data synchronization. Machine learning techniques such as Linear Regression and Time Series Forecasting are commonly used for predicting electricity consumption and future billing.

Dr. J. Narendra Babu et al. [8] conducted research into menstrual cycle prediction systems using ovulation prediction methods based on calendars and highlighted the need for personalized menstrual analytics in female reproductive health care. Dr. J. Narendra Babu Lee [5] focused on the issues of security in health sensor networks and the need for securing the communication of data and building private healthcare frameworks.

Dr. J. Narendra Babu et al. [10] addressed the topic of artificial intelligence within healthcare systems and highlighted the growing importance of machine learning as predictive analytics and personal assistants within the sphere of healthcare.

Research papers on smart energy systems emphasize the importance of integrating IoT, cloud computing, and predictive analytics for efficient power management. Modern web dashboards and mobile applications also improve accessibility and user interaction in smart home environments.

### III. PROPOSED METHOD

#### a. System Architecture

The proposed system consists of the following layers:

IoT Layer Python-based IoT simulation generates voltage, current, power, and energy readings dynamically.

- i. Cloud Layer  
Firestore Real time Data base stores live sensor data and synchronizes information across applications.
- ii. Machine Learning Layer  
ML algorithms analyze historical energy consumption and forecast future electricity bills.

- iii. Web Dash board  
Displays real-time energy monitoring graphs, alerts, and forecast analytics.
- iv. Mobile Application Layer  
Allows users to monitor energy usage remotely through smart phones.
- v. Analytics Layer  
R Programming is used for statistical analysis and visualization of energy consumption trends.

#### b. Working Principle

The IoT simulator continuously generates voltage and current values. Power consumption is calculated using: Energy consumption is calculated using:

The generated data is transmitted to Fire base Real time Database. Machine learning algorithms process the stored data and estimate future electricity bills based on usage patterns.

Whenever abnormal current spikes occur, the system generates warning alerts for high load conditions.

#### c. Technologies Used

- i. Python
- ii. Fire base Real time Database
- iii. Machine Learning
- iv. Web Development (HTML, CSS, JavaScript)
- v. Mobile Application Development (MAD)
- vi. R Programming
- vii. IoT Simulation
- viii. Data Analytics

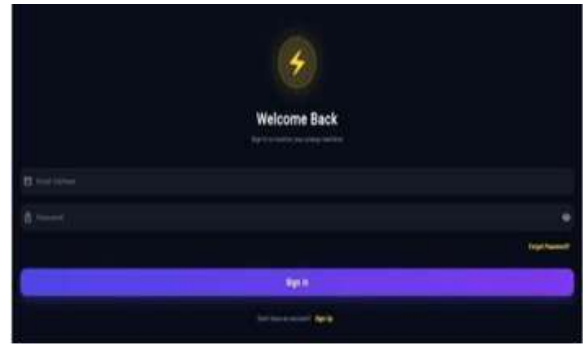
#### 3.3 Modules Description

1. Energy Monitoring Module: Monitors voltage, current, power, and cumulative energy consumption in real time.
2. Fire base Integration Module
3. Handles cloud synchronization and live database updates.
4. Bill Forecasting Module
5. Uses machine learning algorithms to estimate future electricity bills.
6. Web Dash board Module
7. Provides graphical visualization of energy usage and system status.
8. Mobile Application Module

- 9. Allows remote monitoring and notifications through smart phones.
- 10. Alert System Module
- 11. Detects abnormal power spikes and sends Warning alerts.

#### IV. RESULTS

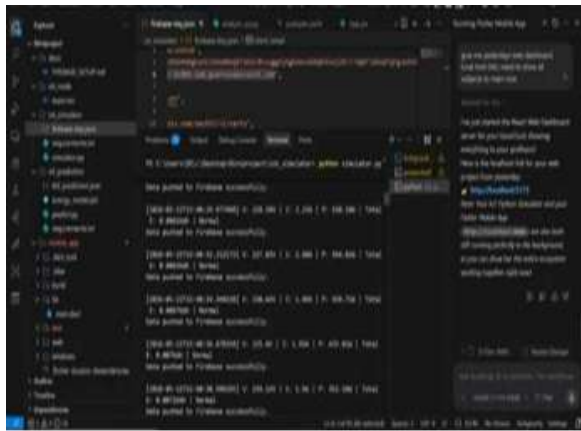
- Real-time monitoring of house hold energy usage.
- Successful Fire base cloud synchronization.
- Accurate power and energy calculations.
- Detection of high-load conditions.
- Bill forecasting using machine learning techniques.
- Live visualization through web dashboard.
- Mobile-based remote monitoring support.
- Statistical analysis using R programming.



Energy Analytics Database



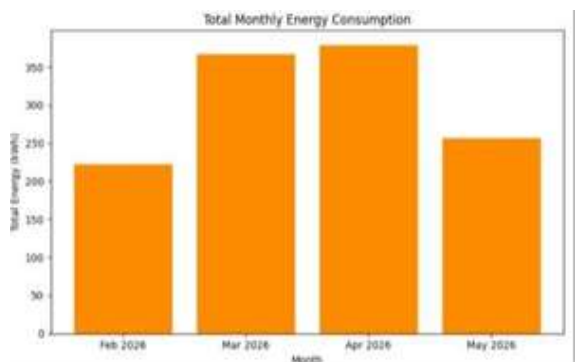
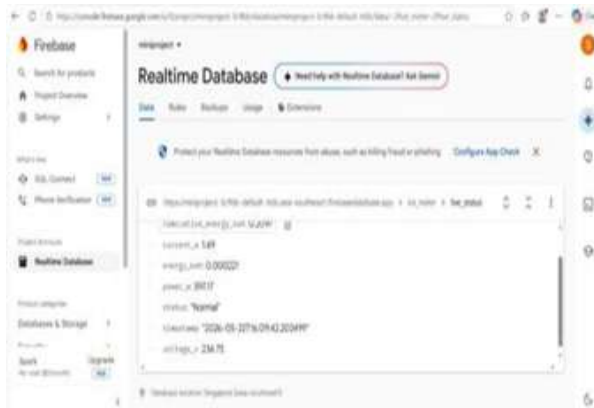
Real-Time Energy Tracker Login



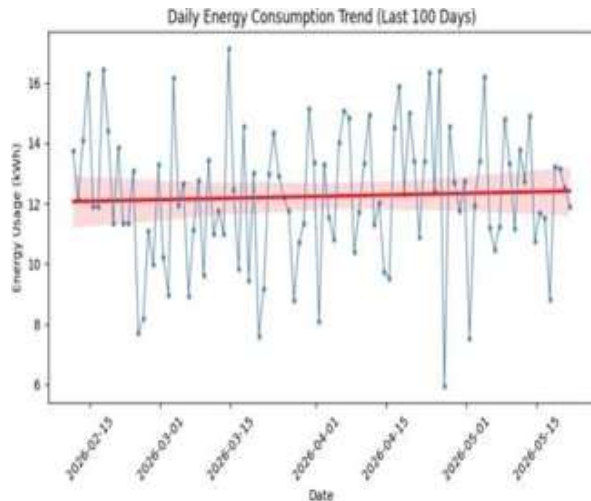
IoT Virtual Sensor Module



Live Power Consumption Analysis



Monthly Energy Usage Report



Energy Consumption Trend Analysis

## V. CONCLUSION

The Smart Home Energy Monitoring and Bill Forecasting System provides an intelligent and efficient solution for monitoring house hold electricity consumption using modern technologies such as IoT, Machine Learning, R-Programming, Web Technologies, and Mobile Application Development.

The system continuously analyzes real-time electrical data and forecasts future electricity bills accurately. By integrating Firebase cloud storage, ML-based prediction models, and user-friendly web/mobile applications, the proposed system helps users reduce electricity wastage and manage energy consumption efficiently.

The project demonstrates the effective combination of multiple technologies to create a scalable smart home energy management platform suitable for future smart city applications and sustainable energy management.

## REFERENCES

- [1] Fire base Documentation–<https://firebase.google.com>
- [2] Python Official Documentation–<https://docs.python.org>
- [3] Scikit-Learn Documentation–<https://scikit-learn.org>

- [4] MDN Web Docs–<https://developer.mozilla.org>
- [5] W3Schools–<https://www.w3schools.com>
- [6] R Programming Documentation–<https://www.r-project.org>
- [7] IoT Research Paperson Smart Energy Monitoring Systems Machine Learning Techniques for Energy Forecasting Research Papers
- [8] Dr. J. Narendra Babu "SMART WASTE IMAGE DETECTION", International Journal of Emerging Technologies and Innovative Research ([www.jetir.org](http://www.jetir.org)), ISSN:2349-5162, Vol.12, Issue 12, page no. e469-e472, December-2025. URL: <http://www.jetir.org/papers/JETIR2512457.pdf>
- [9] Dr. J. Narendra Babu, et.al, "Traffic Violation Fine Tracker", International Journal of Emerging Technologies and Innovative Research ([www.jetir.org](http://www.jetir.org)), ISSN:2349-5162, Vol.12, Issue 12, page no.c608-c611, December-2025, URL: <http://www.jetir.org/papers/JETIR2512268.pdf>
- [10] Dr. J. Narendra Babu, et.al, Journal of Internet Services and information security, AI-Enabled Forecasting and Isolation Forest-Based Detection of CBF Flow Anomalies in Secure Internet Architectures, Year 2025, Volume: 15, number: 3 (
- [11] J. Narendra Babu, et.al– Indian License Plate Recognition System Based on Fuzzy Theory and BP Neural Network, IJECT Vol. 4, Issue 1, Jan - March 2013, ISSN: 2230-7109 (Online) | ISSN: 2230-9543 (Print)